



# MATEMÁTICA

1 + DE - 5

x

÷

ACERVO MARI

MDI 209

# LIVRO DE MATEMÁTICA



## Apresentação


Este livro é o 5º material didático em matemática elaborado pelo setor de educação da CPI/Ac, na busca permanente de construção de um Currículo Indígena diferenciado, com a participação dos professores bilingües e dos assessores de nosso programa .

Ao longo destes 10 anos, contamos com a valiosa colaboração dos seguintes professores de matemática vindos de diferentes estados do Brasil: de São Paulo, Eduardo Sebastianni; do Rio de Janeiro; Abauna Busmyer, Francisco Vieira e Maria Lúcia Ribeiro Martins; de Minas Gerais, Kleber Gesteira Matos.

Atualmente o professor Kleber Matos é o principal responsável pelo Programa de Matemática das Escolas Indígenas do Acre. Ele preparou durante o 12º de formação estes dois livros didáticos: o livro 1, onde a criança irá construir a idéia de número realizando diferentes atividades escritas e jogos. E o livro 2, onde serão introduzidas as quatro operações aritméticas.

Estes materiais serão usados este ano letivo de 93 e reformulados ano que vem, a partir das críticas trazidas pelos professores bilingües e pelos assessores da CPI/Ac em suas visitas às escolas.

Rio Branco 10 de março de 1993.



# MATEMÁTICA : LIVRO 1

BIBLIOTECA DO MARI  
GRUPO DE EDUCAÇÃO INDIGENA  
Nº TOMBO 2 160

**Vamos começar nosso estudo de matemática.**

**Neste livro vamos aprender o que é número, quais são os números, como fazer numeração e como fazer contas de soma.**

**Meu Nome:**-----





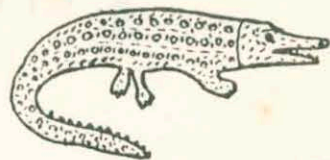
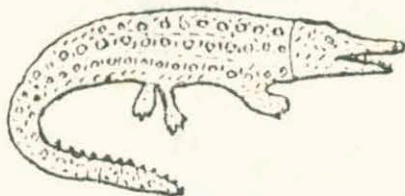
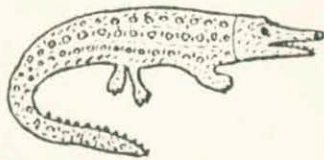
**Meu Professor:**-----

**Minha Área:**-----

**Minha aldeia:**-----



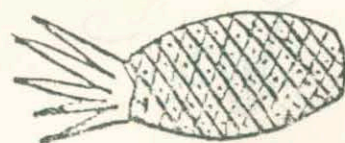
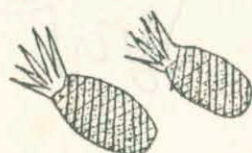
**Nome da minha Escola:**-----

# COLORIR COM A MESMA COR OS BICHOS DE MESMO TAMANHO.

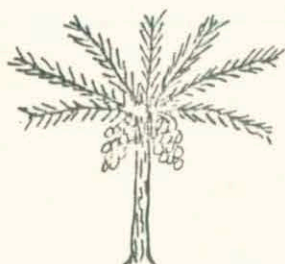


# COLORIR COM A MESMA COR

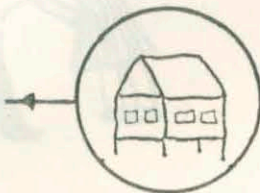
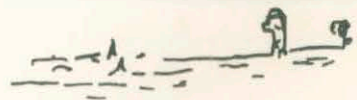
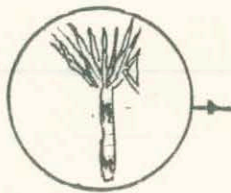
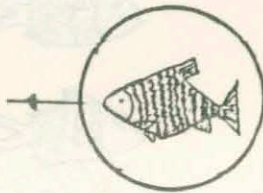

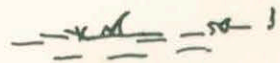
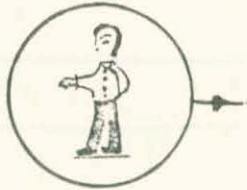
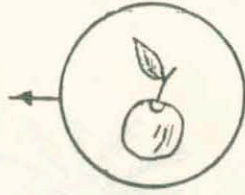

## COLORIR O DESENHO MAIOR






# COLORIR O DESENHO MENOR



# DESENHAR




# DESENHAR









# VER AS FIGURAS

DESENHAR





# DESENHAR

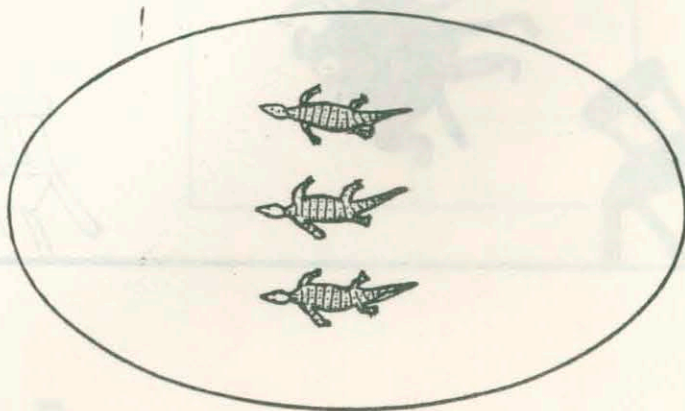
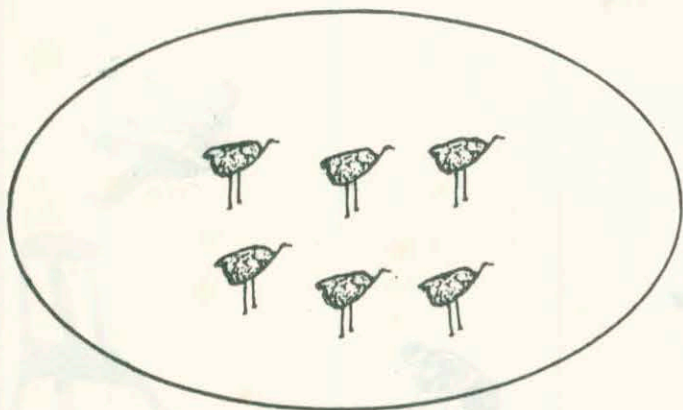


	

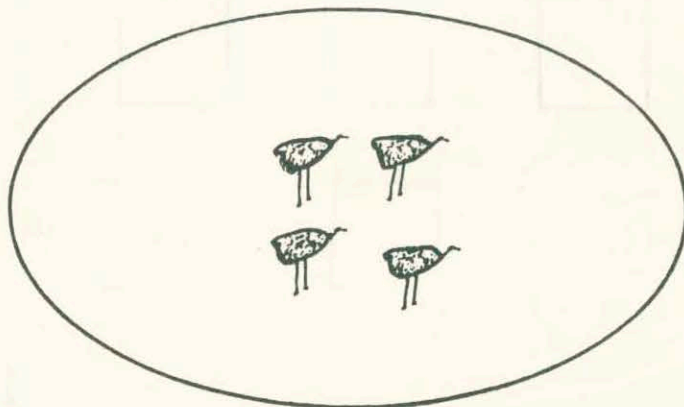
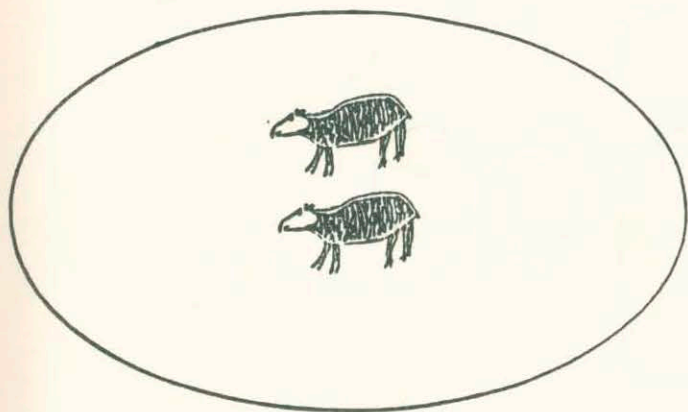

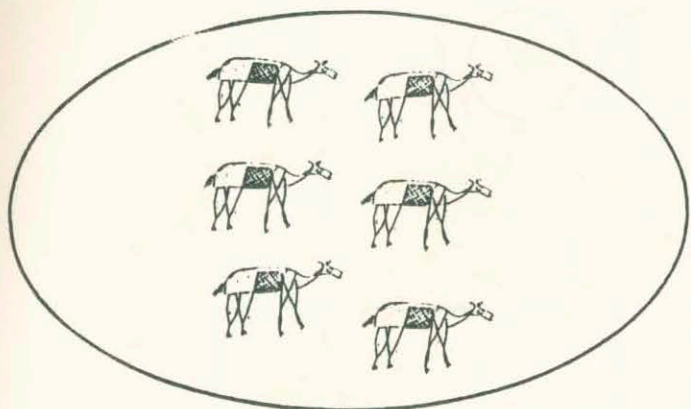
# VAMOS JOGAR TROCA!



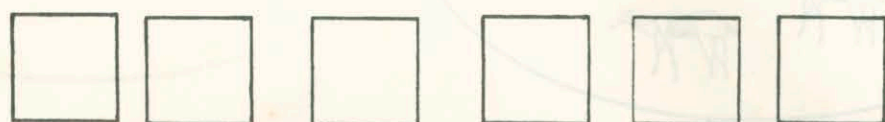

# COLORIR ONDE TEM MAIS DESENHOS



# COLORIR ONDE TEM MENOS DESENHOS

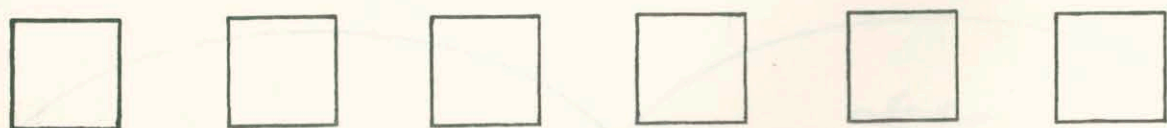



# COLORIR O QUE TEM MAIS

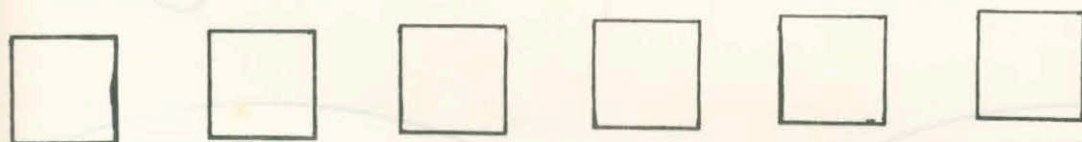
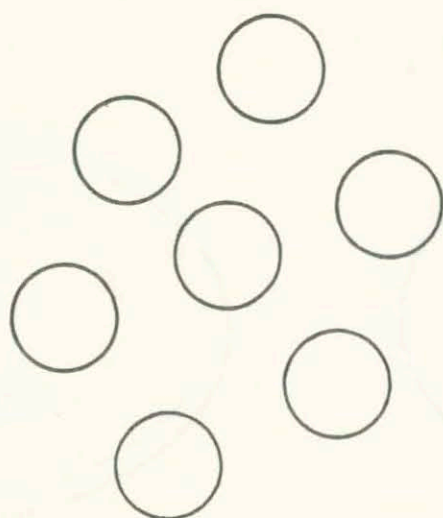


---

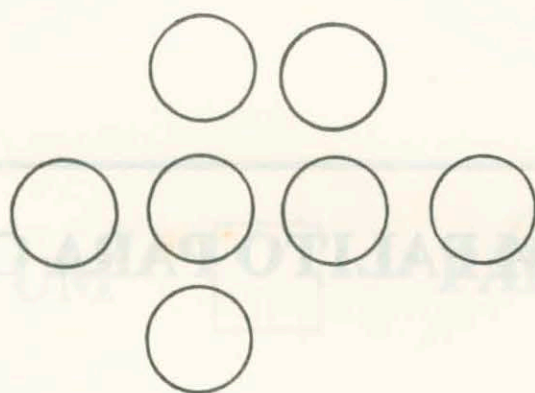
# COLORIR O QUE TEM MAIS



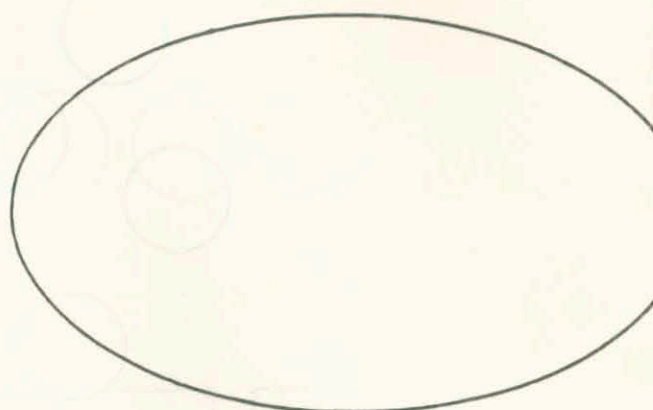
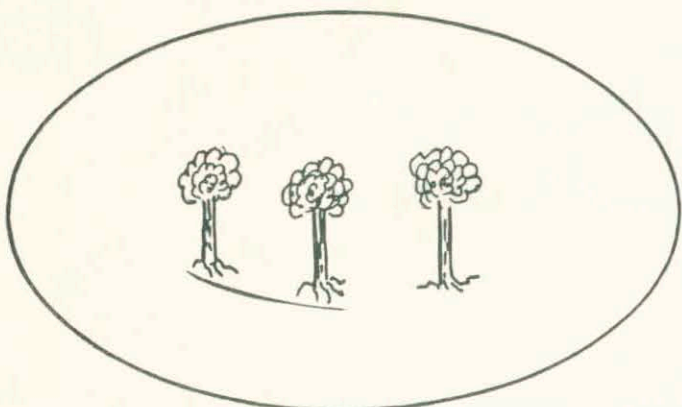
# COLORIR O QUE TEM MAIS





# COLORIR O QUE TEM MAIS



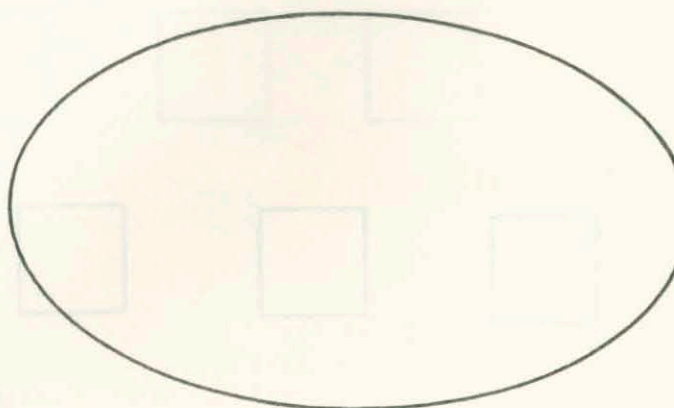
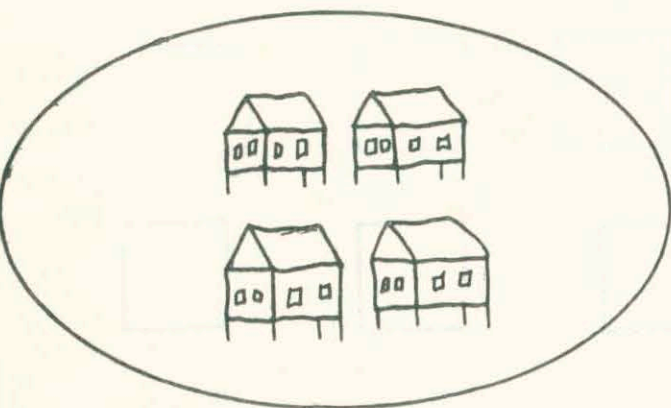
**COLOCAR UM PALITO PARA CADA**




**COLOCAR UM PALITO PARA CADA**



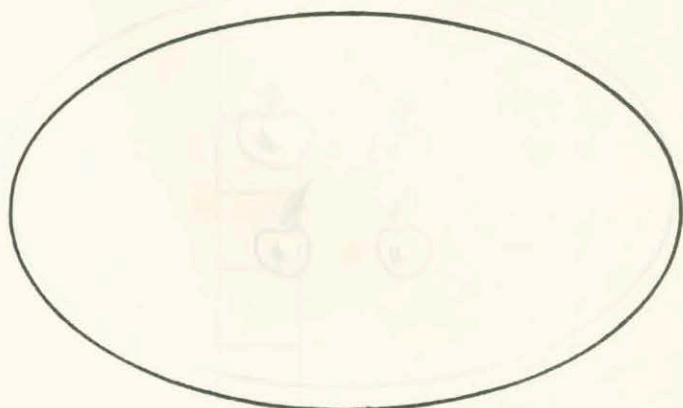
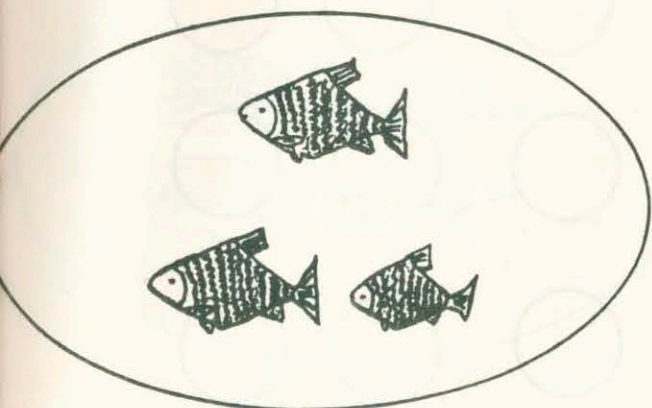
**COLOCAR UM PALITO PARA CADA**



DESENHAR UM



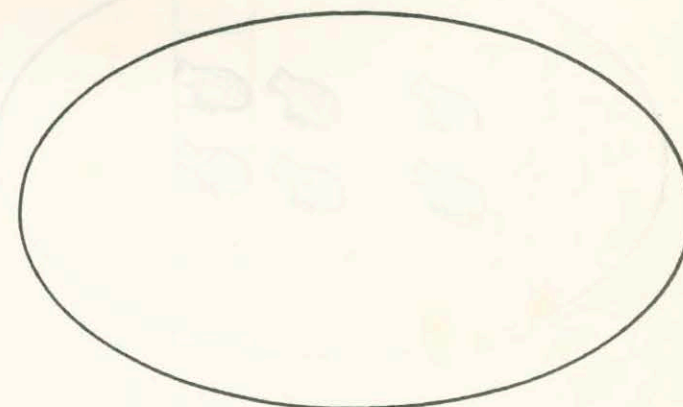


PARA CADA




DESENHAR UM



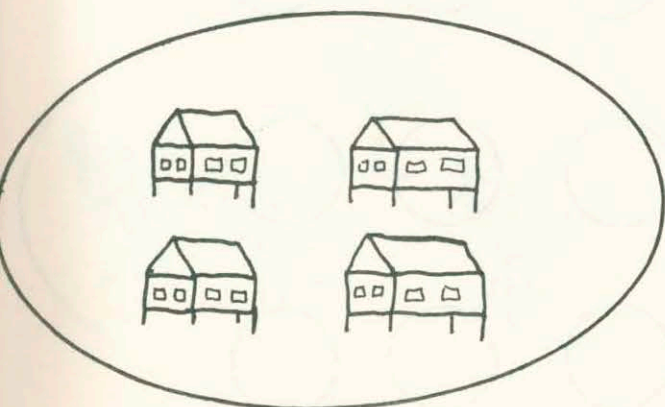
PARA CADA



DESENHAR UM




PARA CADA







COLORIR UM




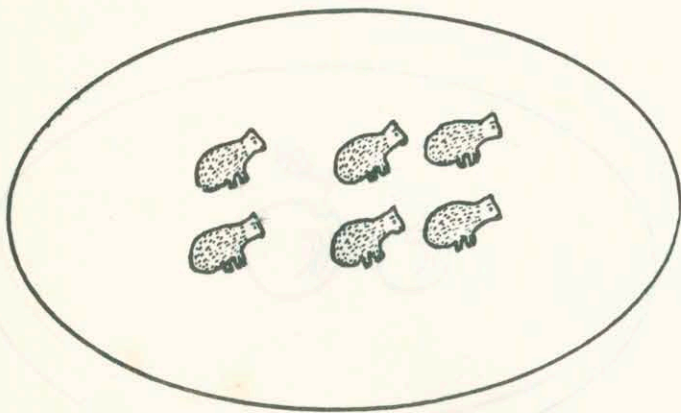
PARA CADA




COLORIR UM




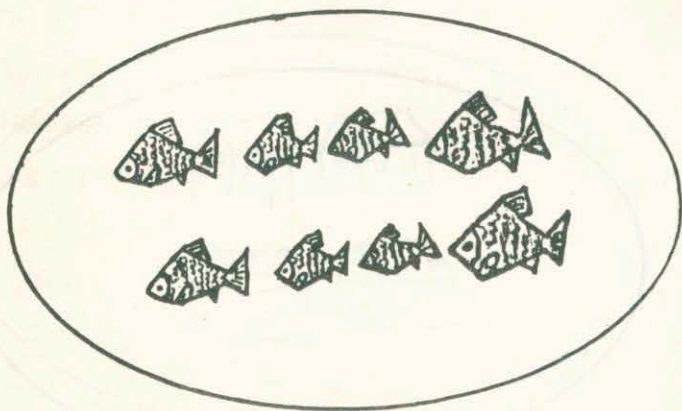
PARA CADA




COLORIR UM



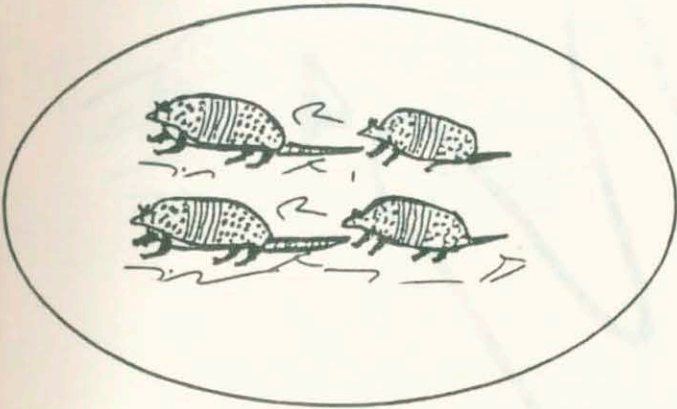
PARA CADA




COLORIR UM




PARA CADA




COLORIR UM



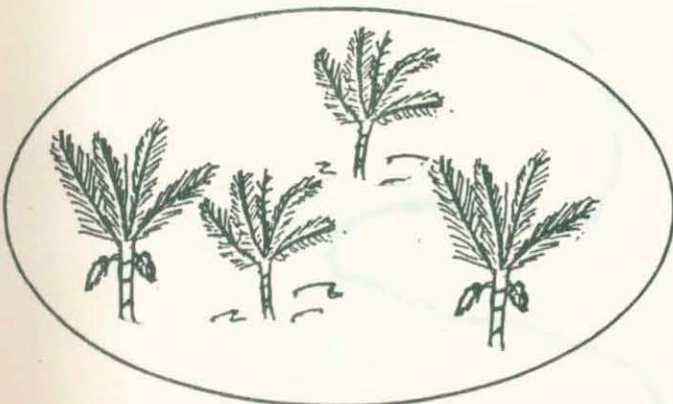
PARA CADA





COLORIR UM




PARA CADA



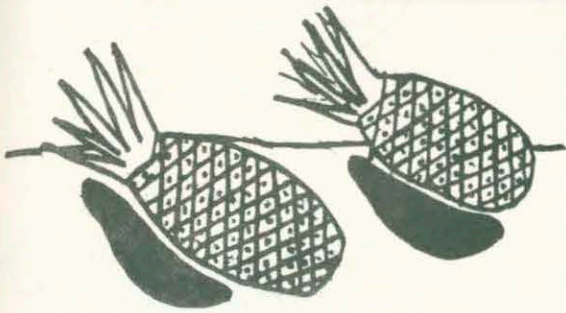

# CONTAR OS DEDOS




# VAMOS CONTAR:




1




2



3

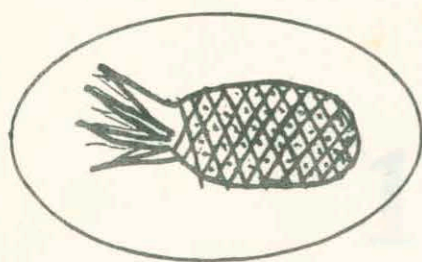


4




5

# ESCREVER OS NÚMEROS



1

---



2

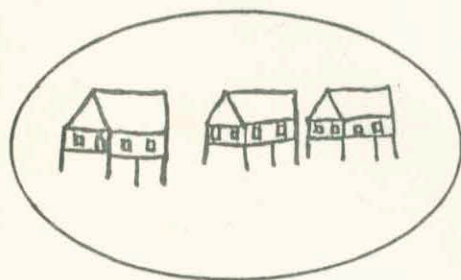
---



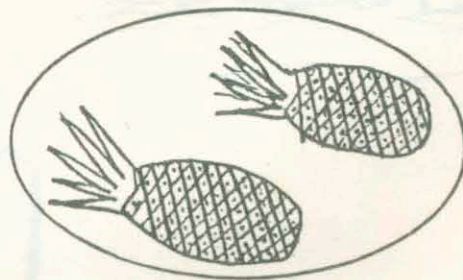
3

---


## QUANTOS TEM?



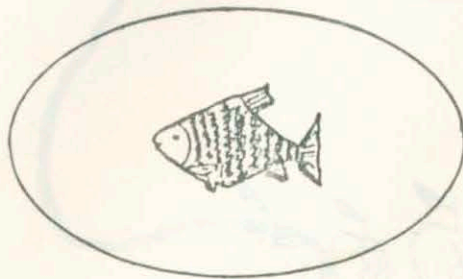
\_\_\_\_\_



\_\_\_\_\_

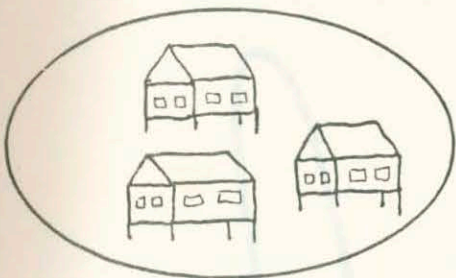


\_\_\_\_\_




\_\_\_\_\_

# ESCREVER OS NÚMEROS



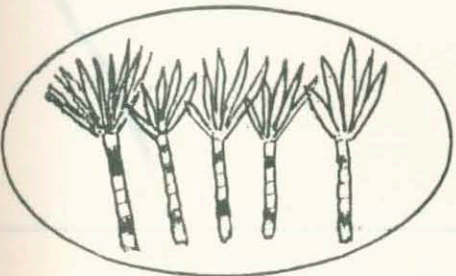
3

---



4

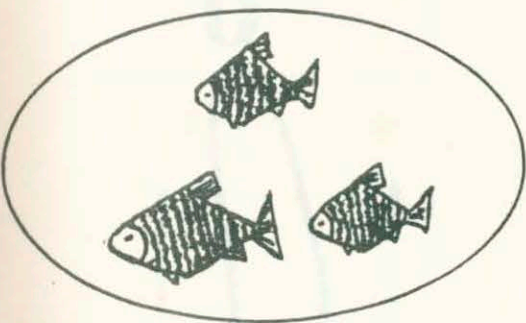
---



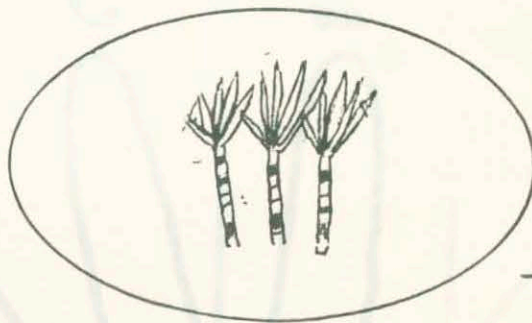
5

---


## QUANTOS TEM?



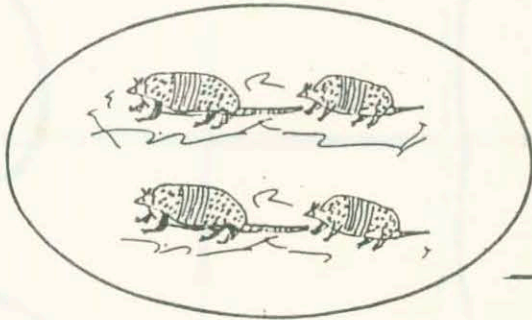
\_\_\_\_\_



\_\_\_\_\_



\_\_\_\_\_



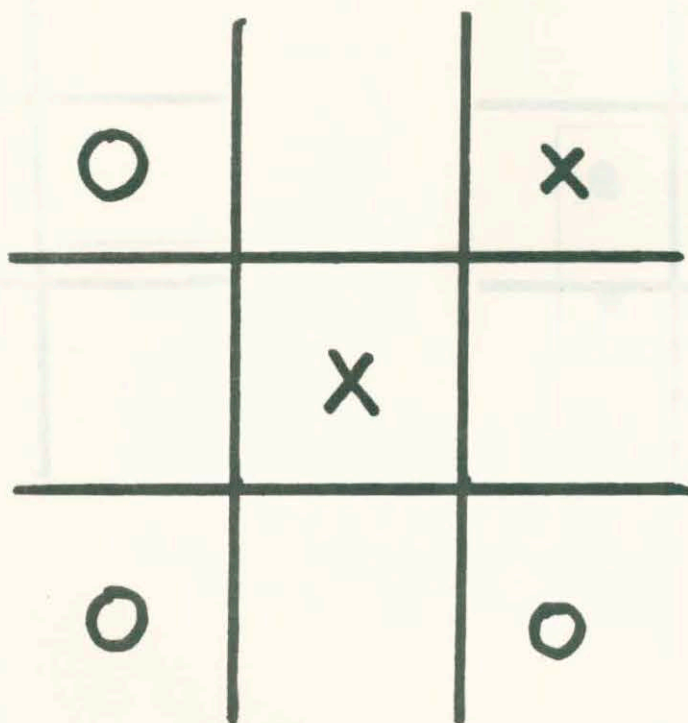


\_\_\_\_\_

# VAMOS CONTAR

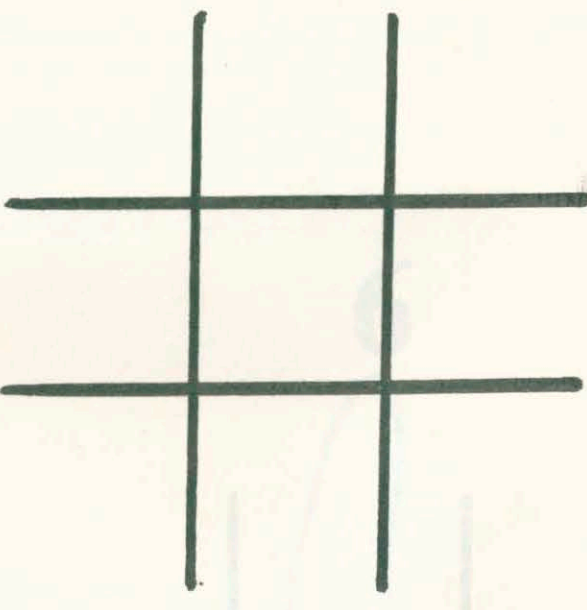
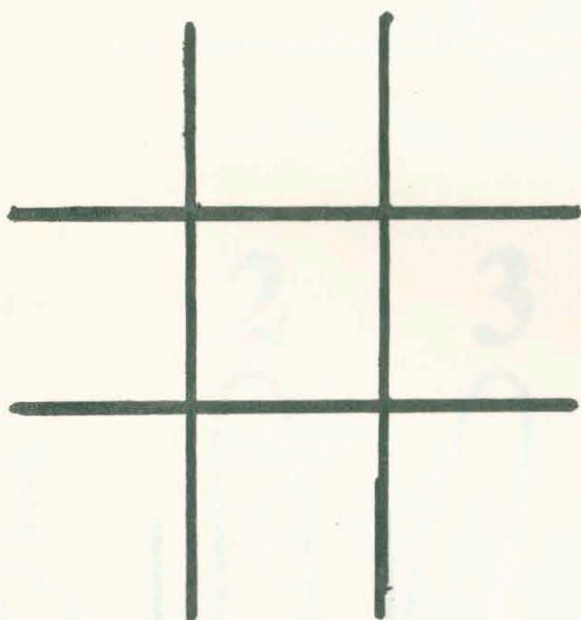
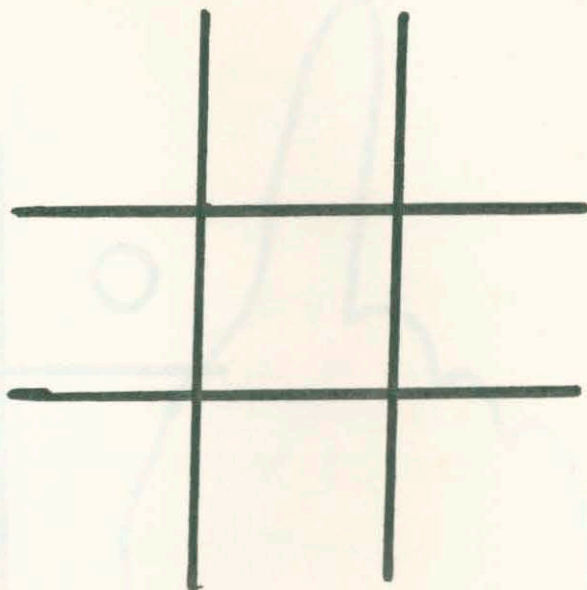



# VAMOS JOGAR O JOGO DA VELHA






# VAMOS JOGAR O JOGO DA VELHA




GANHEI \_\_\_\_\_ JOGOS


# ESCREVER OS NUMEROS




\_\_\_\_\_




\_\_\_\_\_




\_\_\_\_\_



\_\_\_\_\_

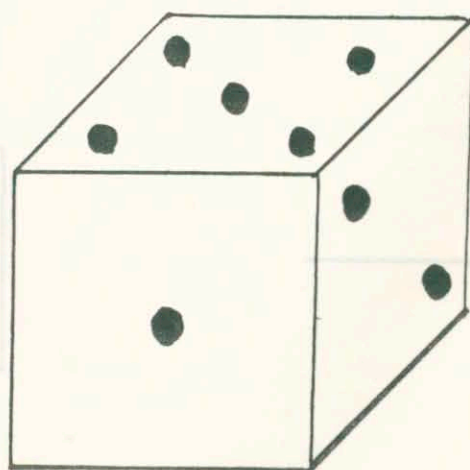
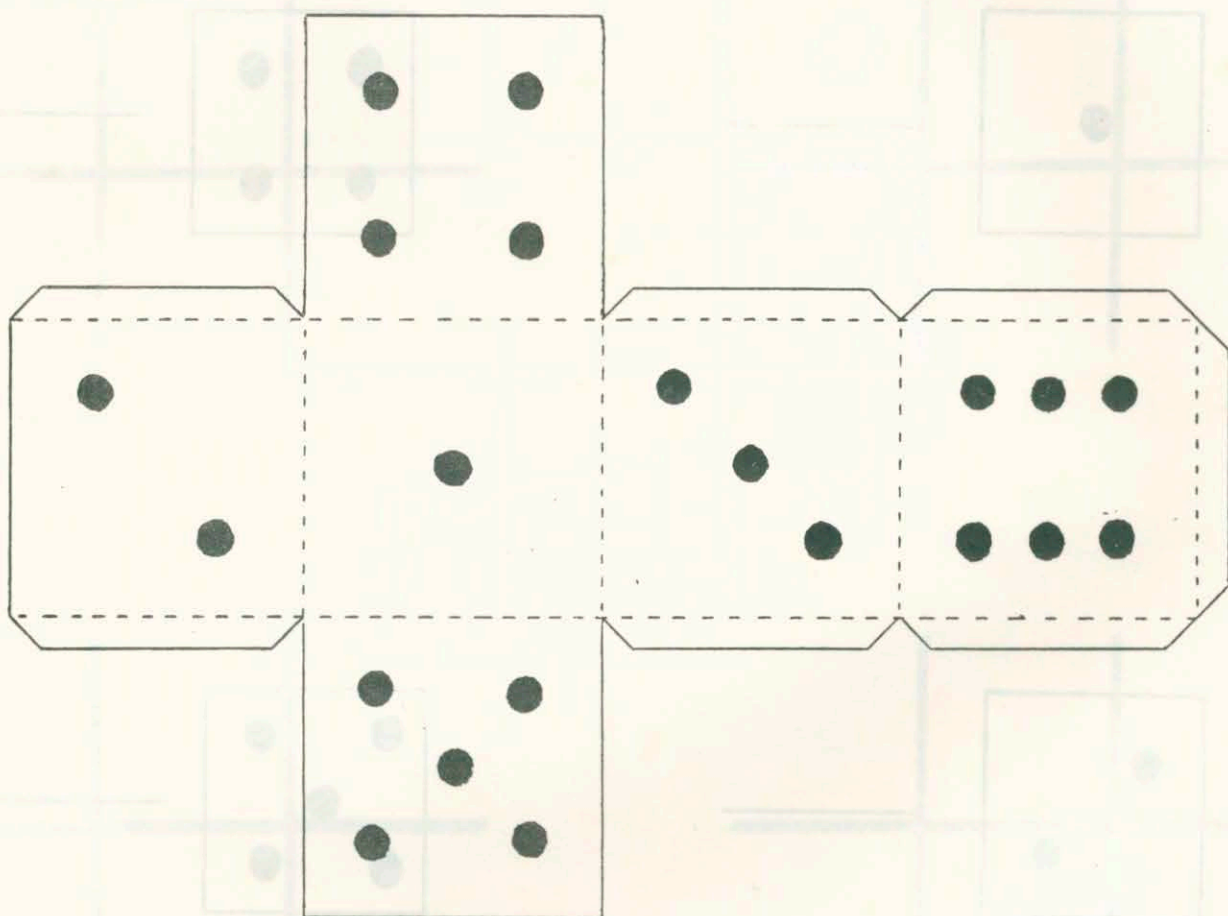


\_\_\_\_\_




\_\_\_\_\_


# VAMOS FAZER UM DADO PARA JOGAR.



# VAMOS JOGAR DADO




5




2

**DADO**


**PONTOS**




\_\_\_\_\_




\_\_\_\_\_




\_\_\_\_\_



\_\_\_\_\_



\_\_\_\_\_



\_\_\_\_\_

## VAMOS CANTAR:

**1, 2** feijão com arroz

---

**3, 4** feijão no prato

---

**1, 2, 3** olha nós aqui outra vez

---

**1, 2, 3, 4** olha a boca do macaco

---

**1, 2, 3, 4, 5**

---

**1, 2, 3, 4, 5, 6**

---

**RESPONDA:**

**quantos passarinhos estão na árvore?**

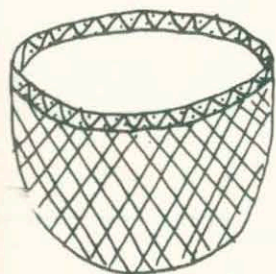


\_\_\_\_\_

**quantos peixes estão desenhados no rio?**




**quantas bananas no cesto?**



**0** ○ ○

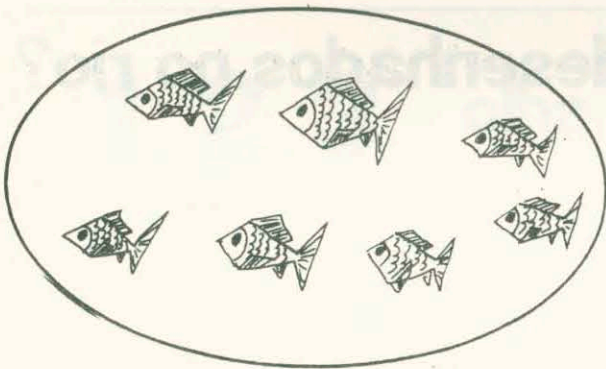
**RESPONDA:**

**quantos gatos estão desenhados?**




\_\_\_\_\_

**quantos peixes estão desenhados?**



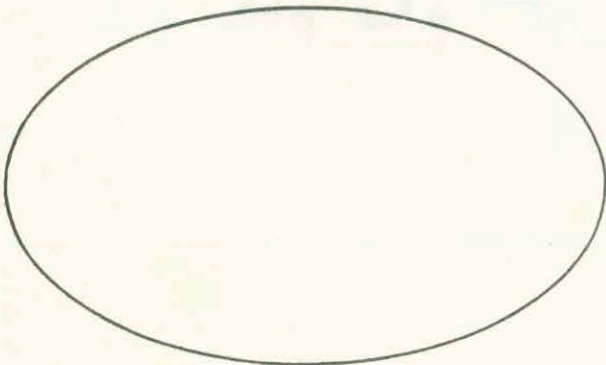
\_\_\_\_\_

**quantas pessoas estão desenhadas?**









\_\_\_\_\_

**quantas bolas desenhadas?**






\_\_\_\_\_

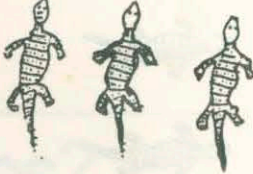










4
3
5
0
2
1
6



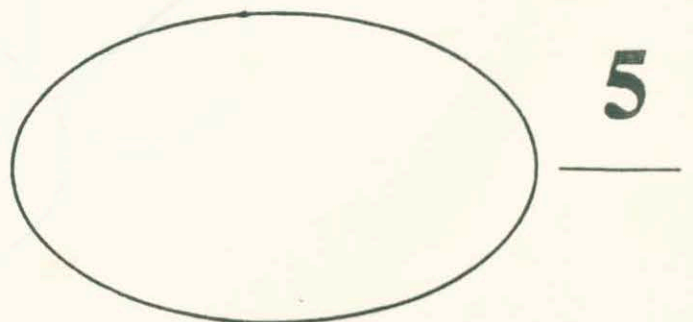
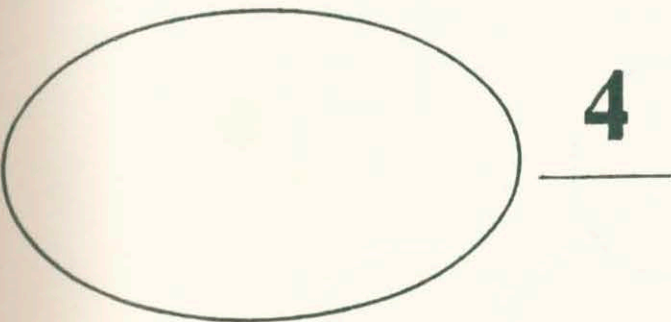
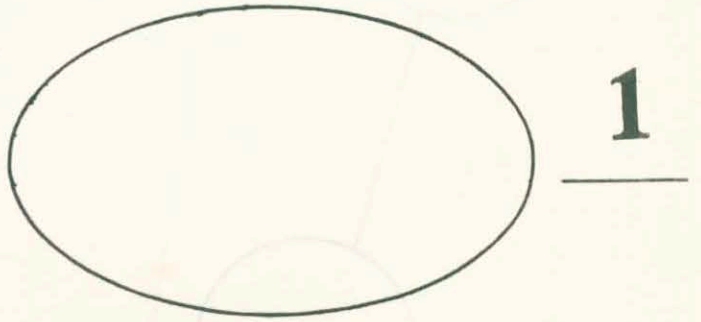
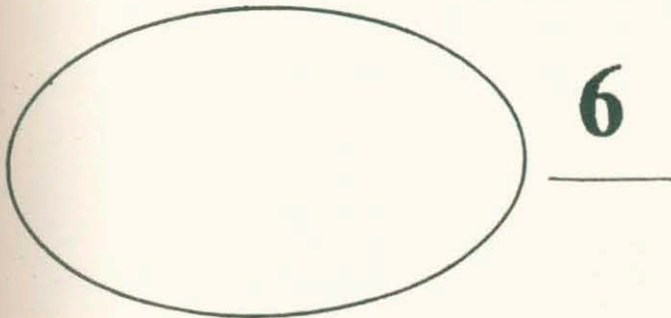
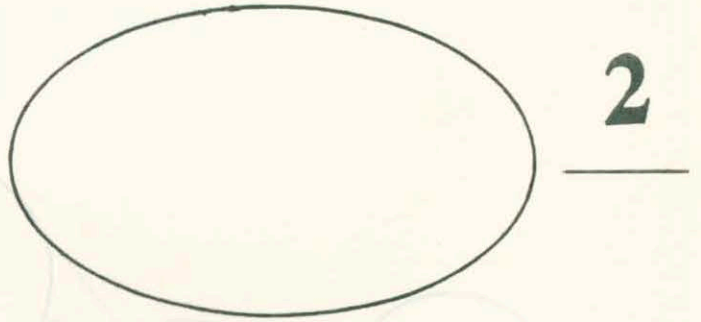
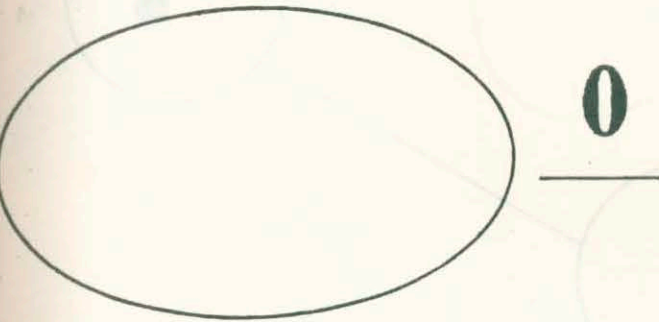

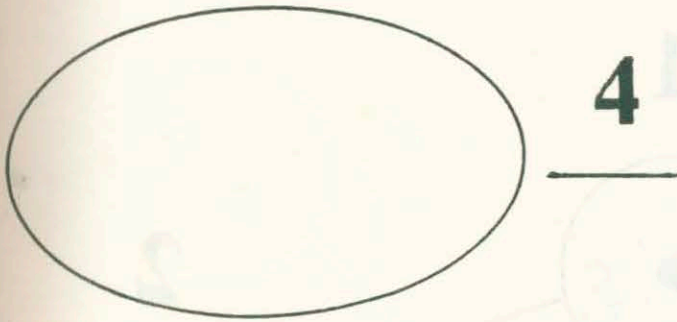
# LIGAR


<b>1</b>

<b>0</b>
<b>3</b>
<b>6</b>


<b>2</b>

<b>4</b>


<b>5</b>


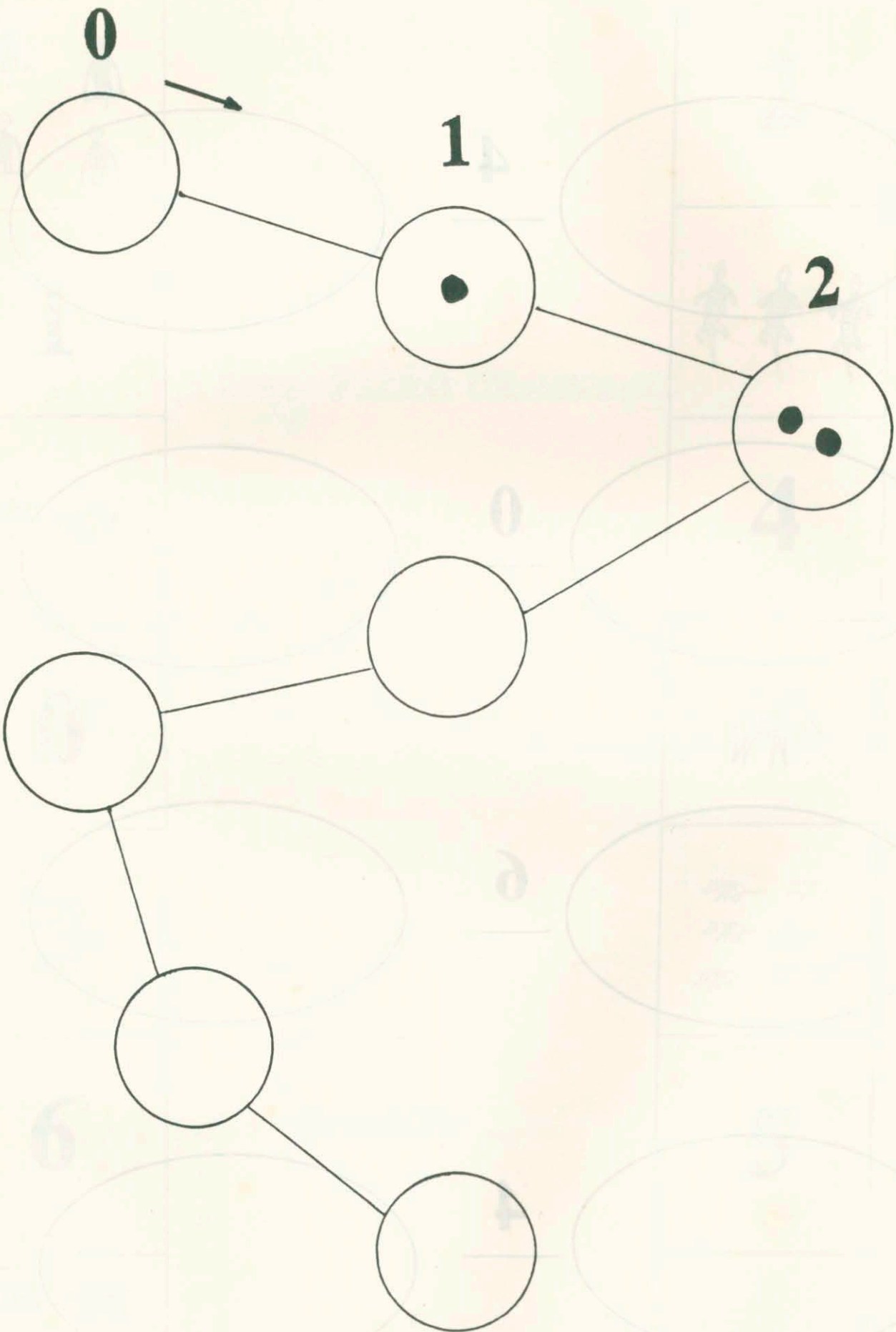
**DESENHAR**

DESENHAR UM ANIMAL

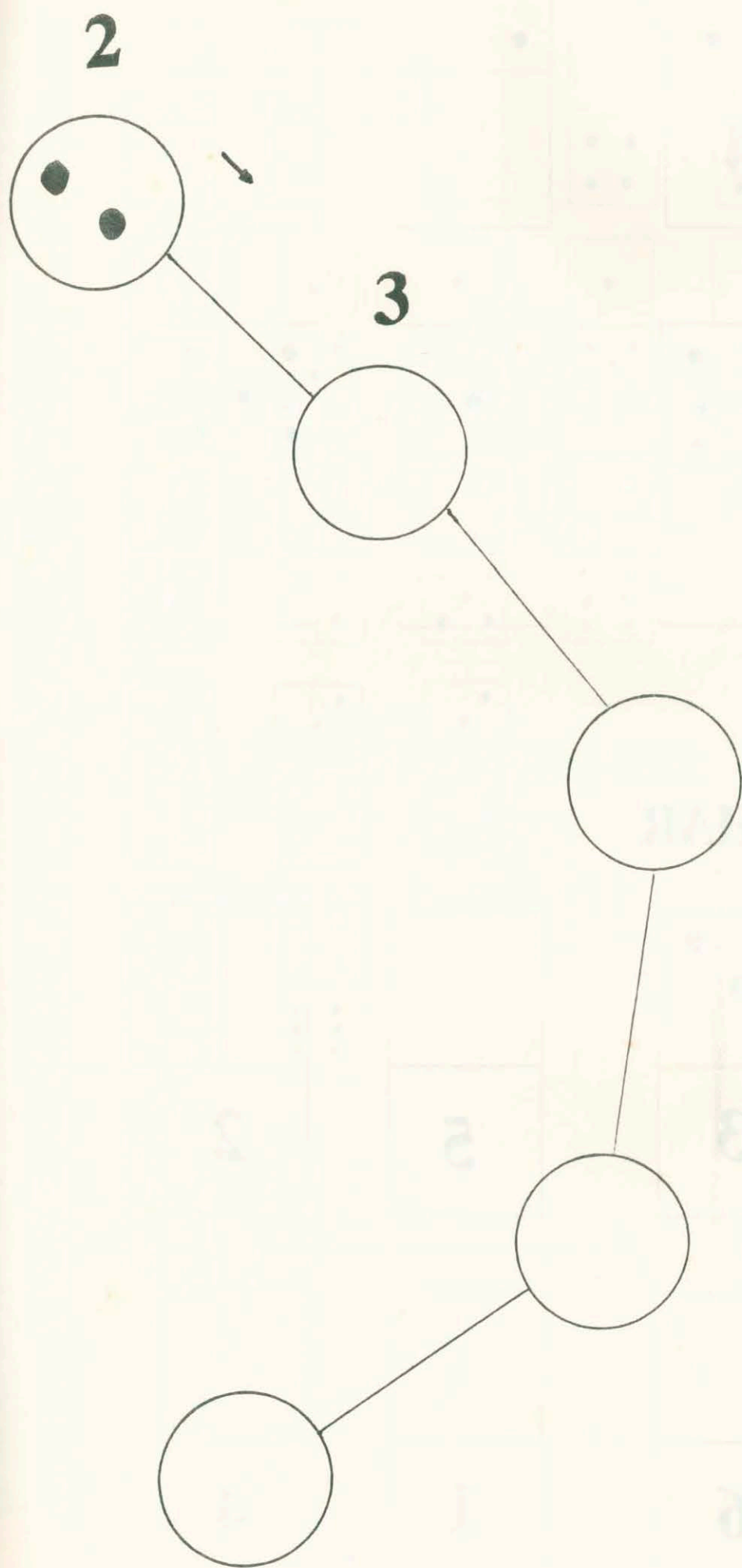


# DESENHAR UM A MAIS

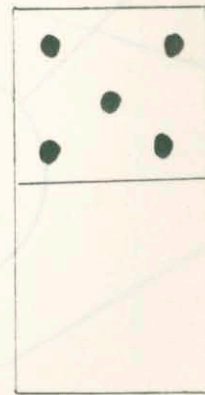


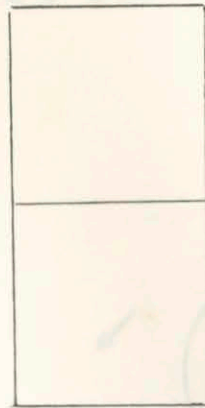


DESENHAR



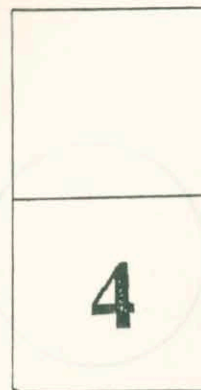

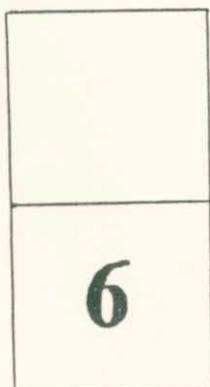

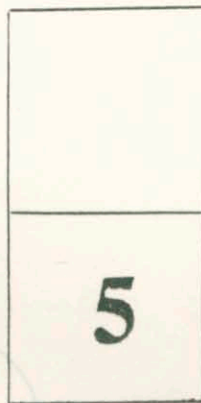

# DESENHAR UM A MAIS



# ESCREVER OS NUMEROS




# DESENHAR

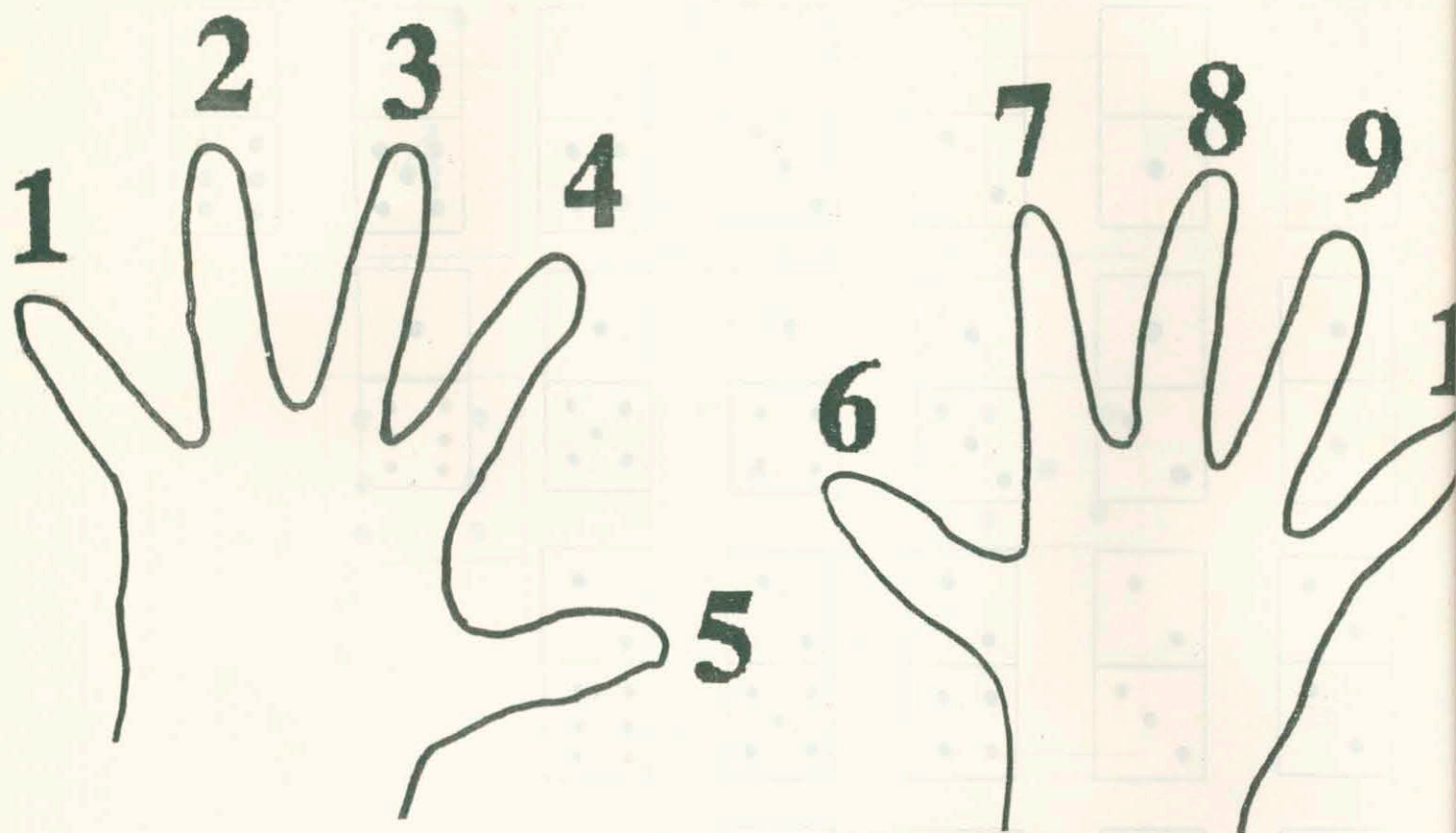


# VAMOS JOGAR DOMINÓ!


## PEÇAS








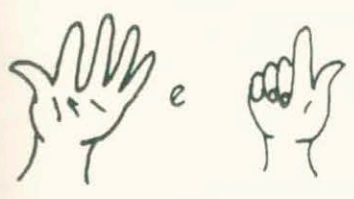
# VAMOS CONTAR



# VAMOS ESCREVER OS NÚMEROS


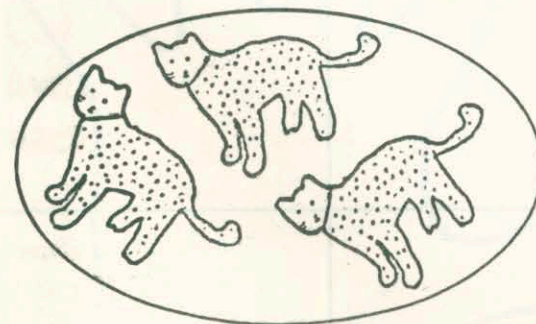

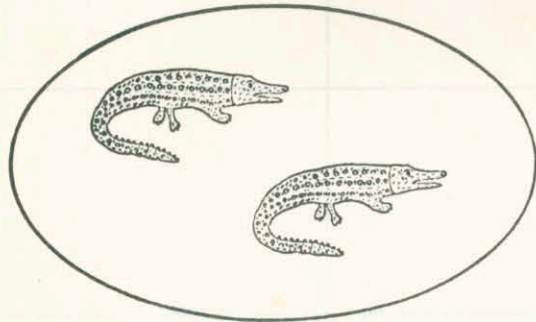
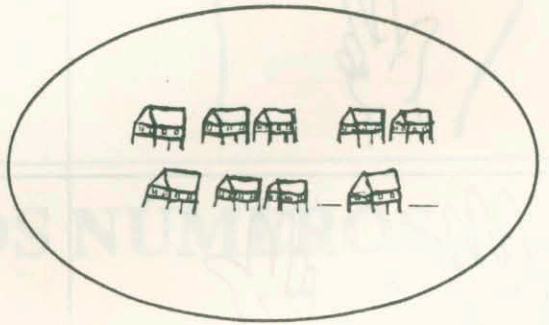

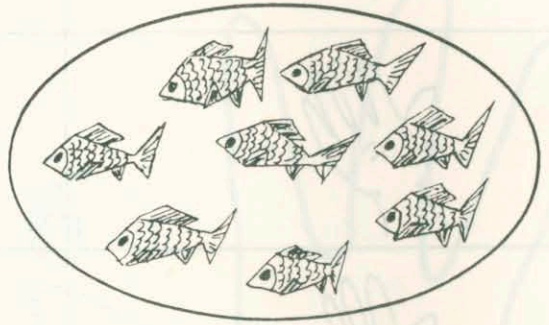
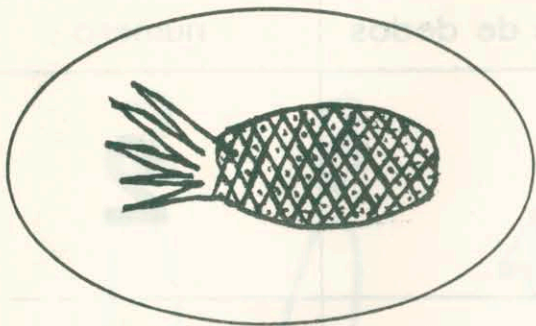


Vamos fazer com as mãos o que o desenho mostra. Depois escreva a quantidade e o número:


Mãos	quantidade de dedos	número
		
		
		
		
		
		
		
		
		



# VAMOS ESCREVER OS NÚMEROS:

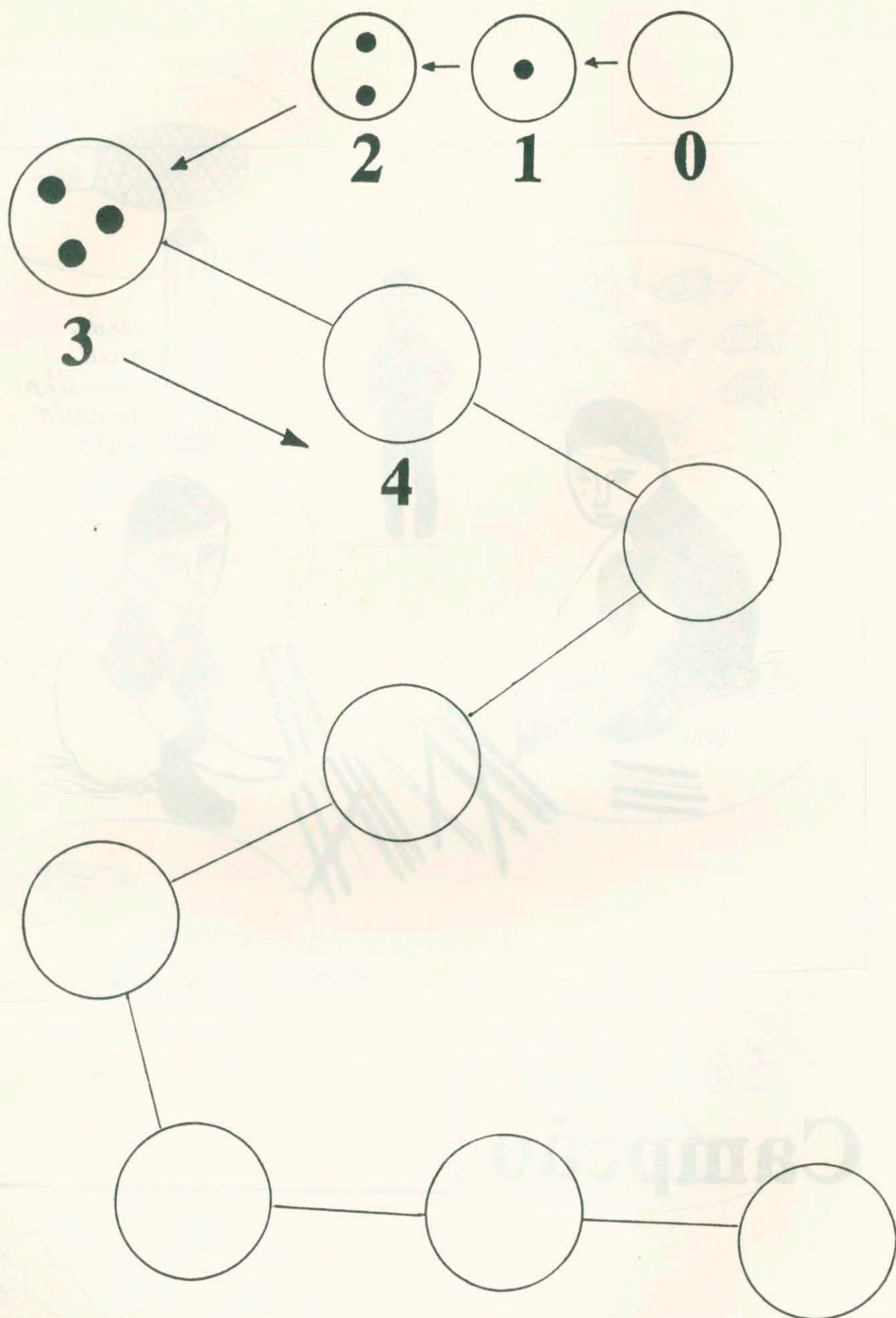


# VAMOS JOGAR PEGAR - VARETAS













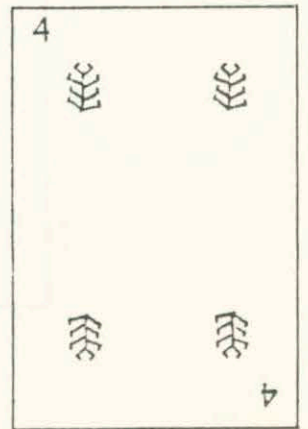
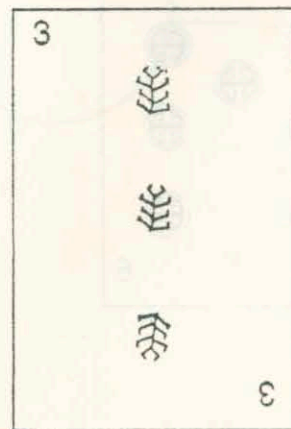












Campeão : \_\_\_\_\_

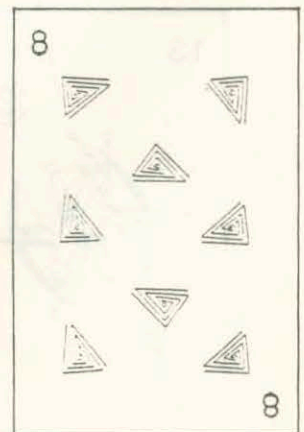
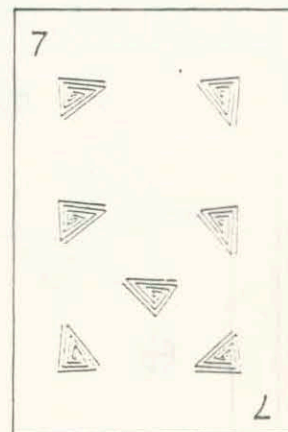
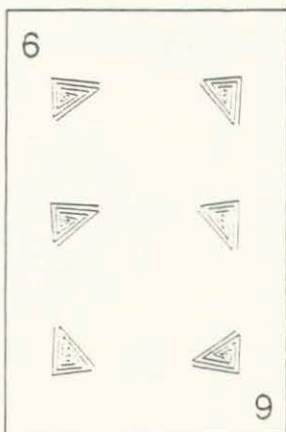
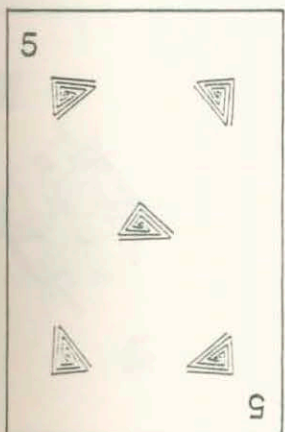
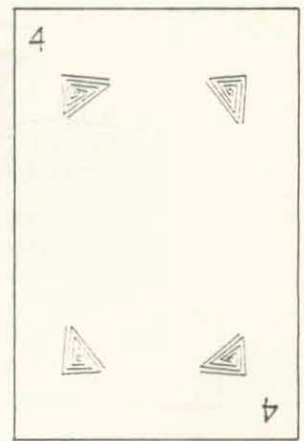
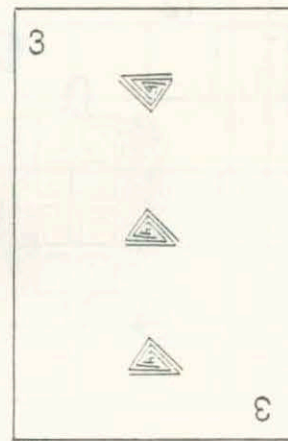
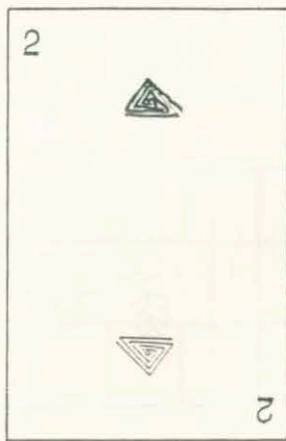
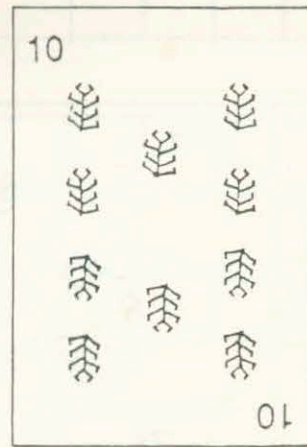
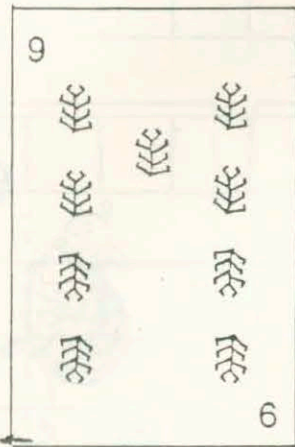
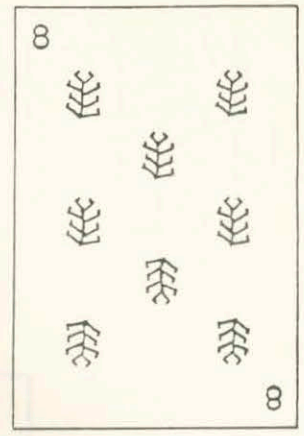
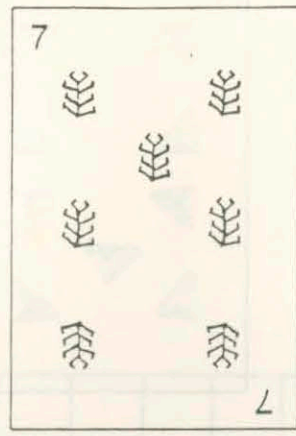
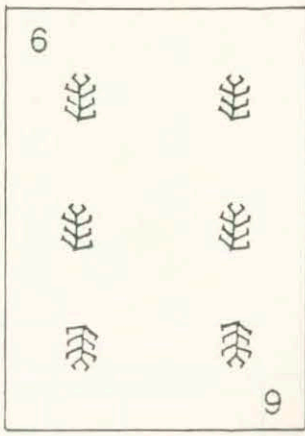
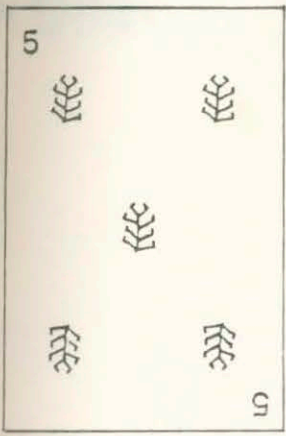
# DESENHAR MAIS UM


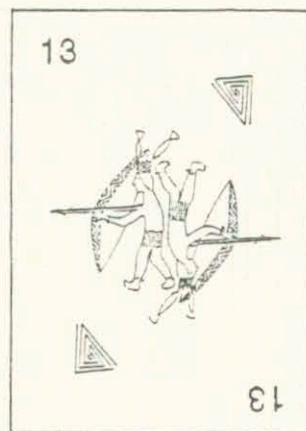
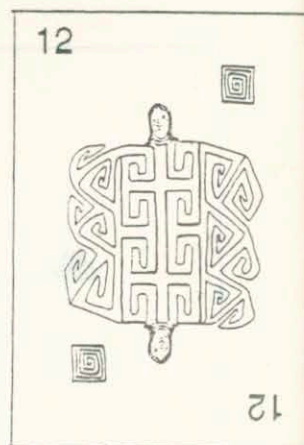


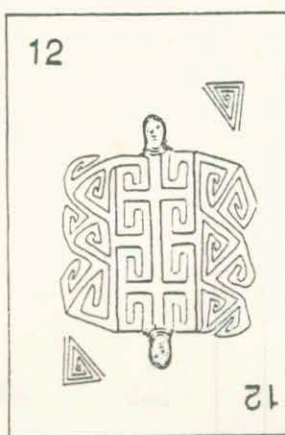

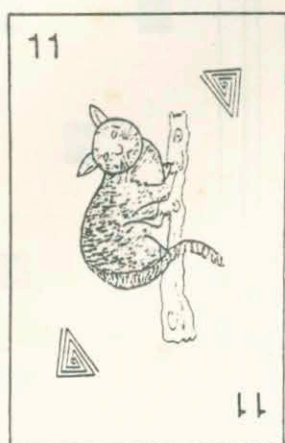




# VAMOS CONHECER O BARALHO

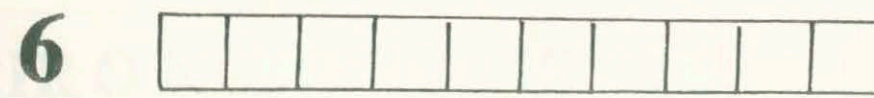
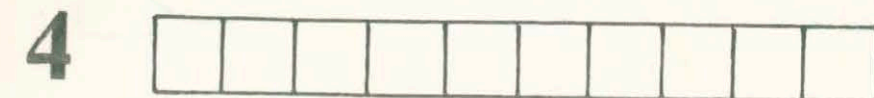

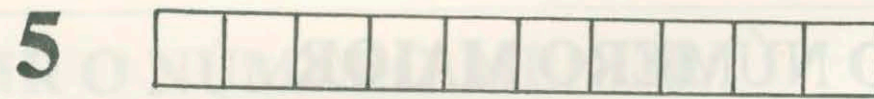
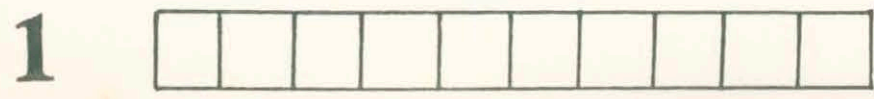
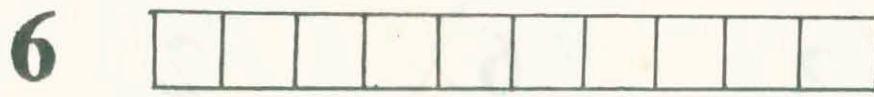













# COLORIR DE ACORDO COM O NUMERO


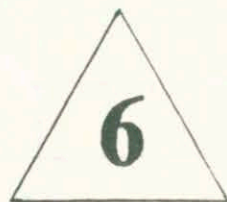




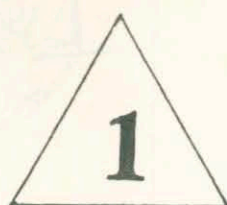


**COLORIR O NÚMERO MAIOR**



**COLORIR O NÚMERO MAIOR**



**COLORIR O NÚMERO MAIOR**



**COLORIR O NÚMERO MENOR**

3

5

6

7

1

**COLORIR O NÚMERO MENOR**

2

7

4

0

2

**COLORIR O NÚMERO MENOR**

8

10

6

9

7

**COLORIR O NÚMERO MENOR**

5

9

3

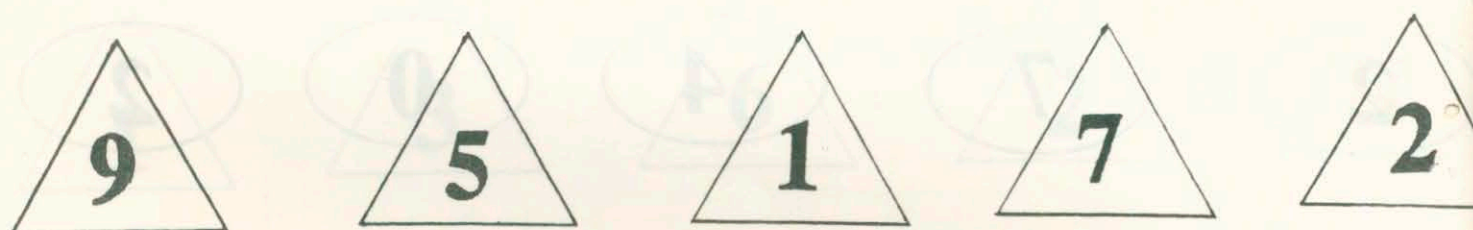
8

4

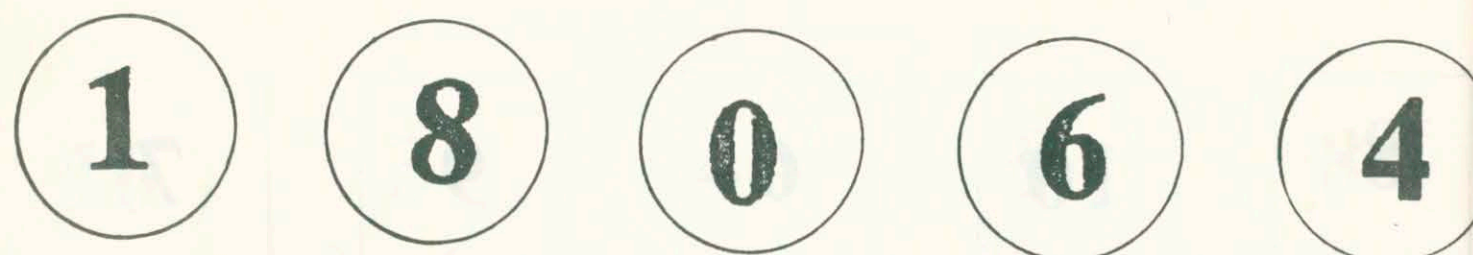
**COLORIR OS NÚMEROS MAIORES QUE 3**



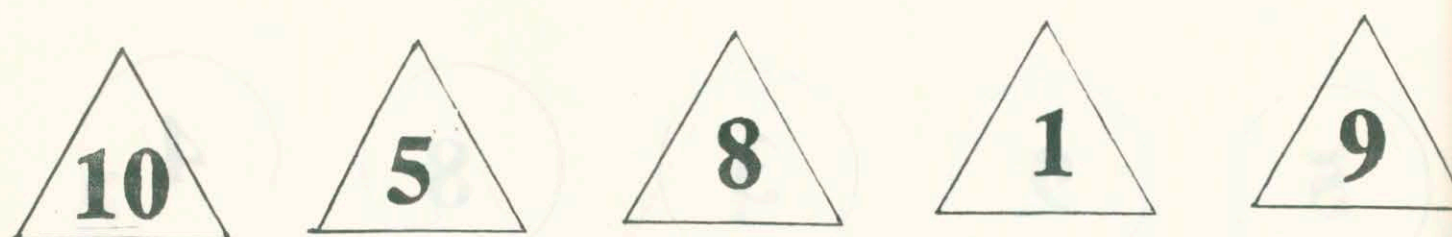
**COLORIR OS NÚMEROS MAIORES QUE 5**



**COLORIR OS NÚMEROS MAIORES QUE 1**



**COLORIR OS NÚMEROS MAIORES QUE 8**



**COLORIR OS NÚMEROS MENORES QUE 6**

0

7

9

2

6

**COLORIR OS NÚMEROS MENORES QUE 3**

4

5

3

9

1

**COLORIR OS NÚMEROS MENORES QUE 9**

10

4

8

7

9

**COLORIR OS NÚMEROS MENORES QUE 5**

3

7

5

8

2

**ESCREVA OS PRÓXIMOS NÚMEROS:**

**3, 4, 5,**

---

**0, 1, 2,**

---

**4, 5, 6,**

---

**5, 6, 7,**

---

**4, 5, 6,**

---

**ESCREVA OS NÚMEROS QUE VEM ANTES:**

**4, 5, 6**

---

**2, 3, 4**

---


**7, 8, 9**

---

**6, 7, 8**

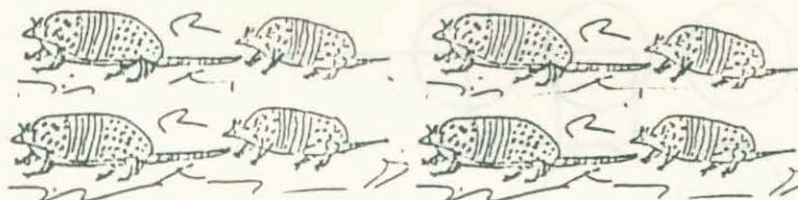
---

## COLORIR 3 FRUTAS




FICARAM \_\_\_\_\_ SEM COR

## COLORIR 5 BICHOS



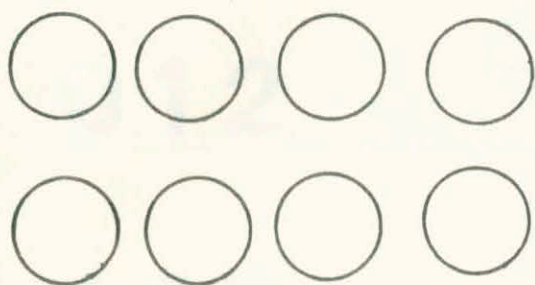
FICARAM \_\_\_\_\_ SEM COR

## COLORIR 4 BICHOS




FICARAM \_\_\_\_\_ SEM COR

# COLORIR AS BOLAS COM DUAS CORES DIFERENTES




FICARAM \_\_\_\_\_ BOLAS  
FICARAM \_\_\_\_\_ BOLAS

---



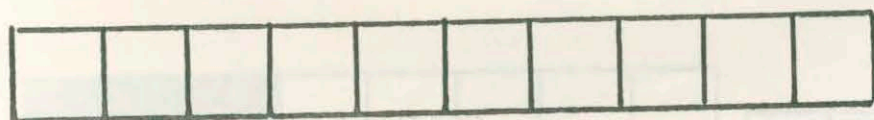
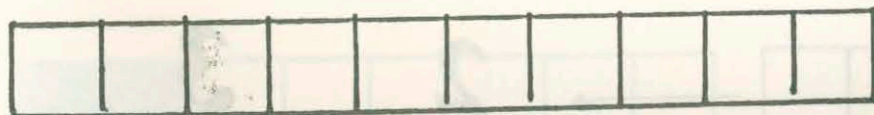
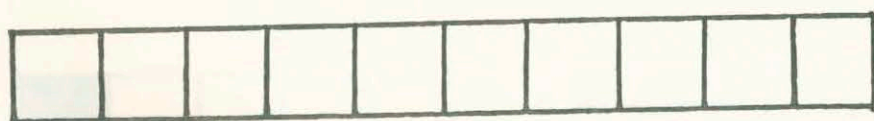
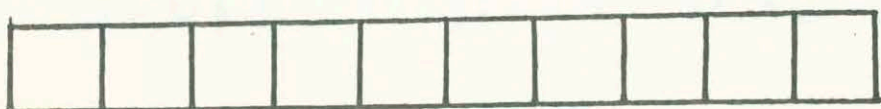

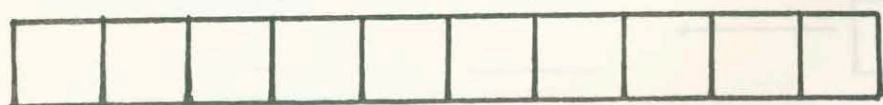
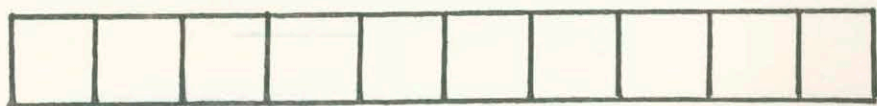
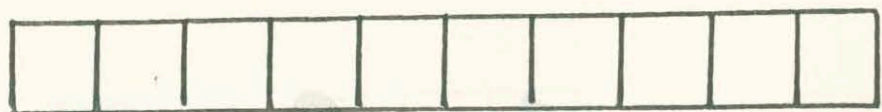
FICARAM \_\_\_\_\_ BOLAS  
FICARAM \_\_\_\_\_ BOLAS

---



FICARAM \_\_\_\_\_ BOLAS  
FICARAM \_\_\_\_\_ BOLAS



# VAMOS COLORIR COM AS CORES DIFERENTES



A criança vai colorir como quiser os quadrados.





# ESCREVER COMO NO DESENHO

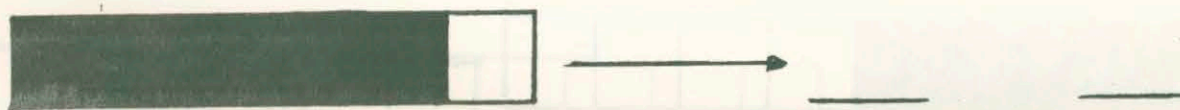



---

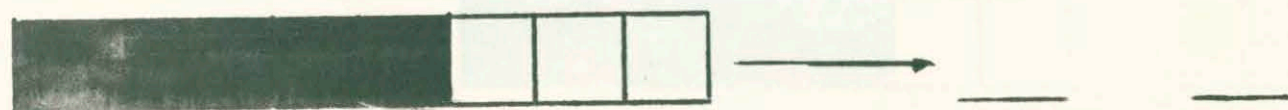
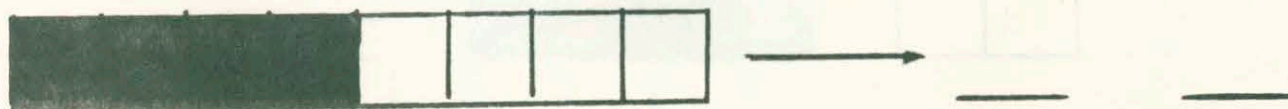
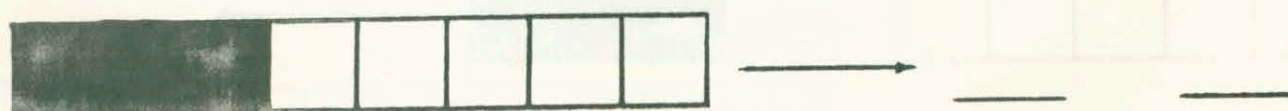
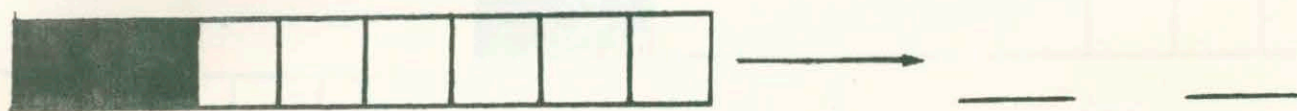
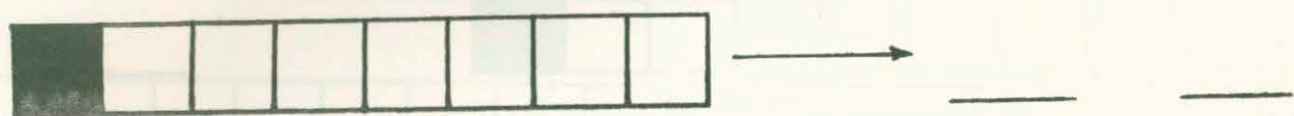
# ESCREVER COMO NO DESENHO






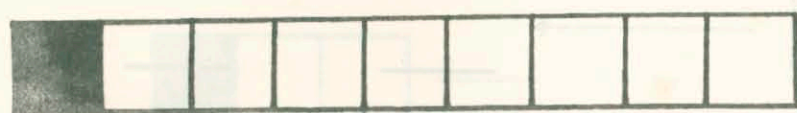
# ESCREVER COMO NO DESENHO




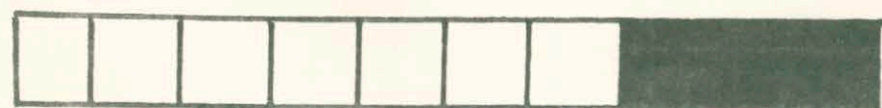
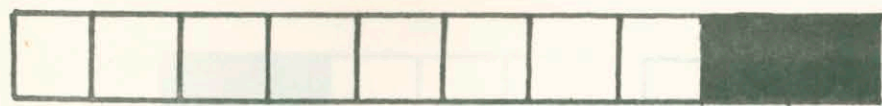

# ESCREVER COMO NO DESENHO



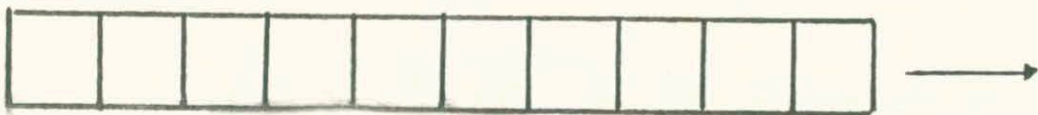
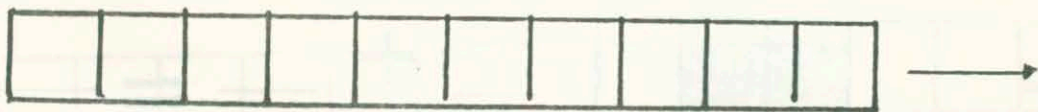
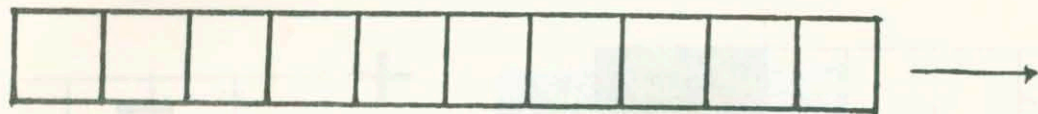
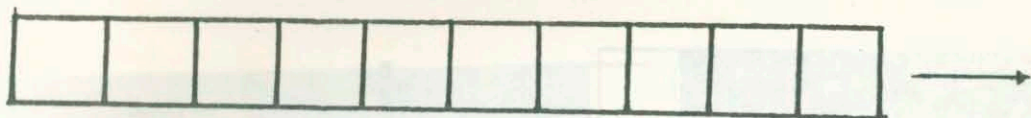
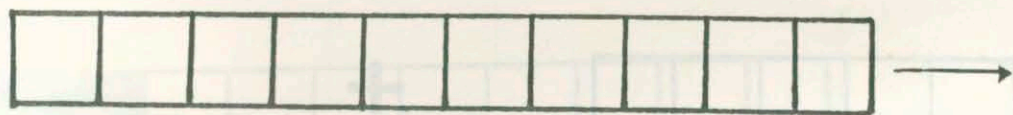
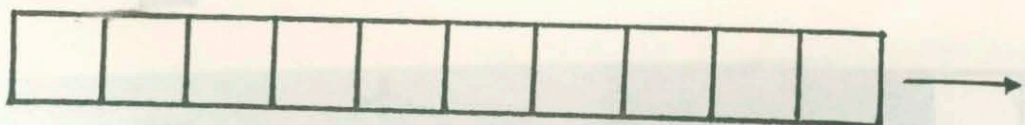
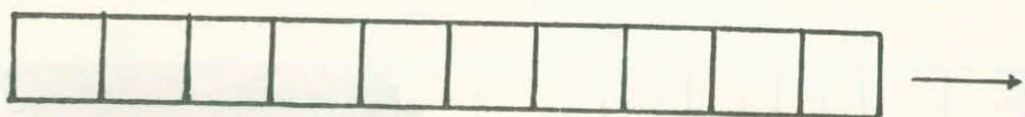
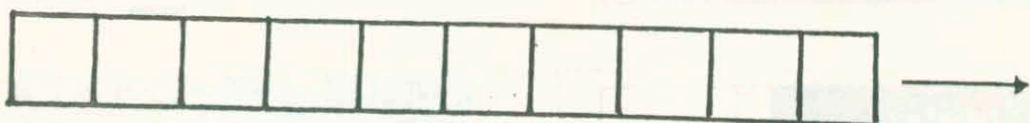
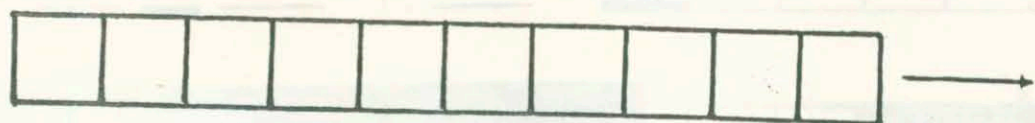
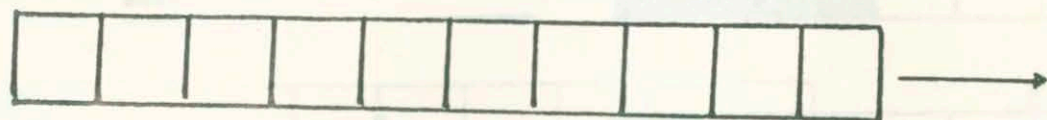
# ESCREVER COMO NO DESENHO



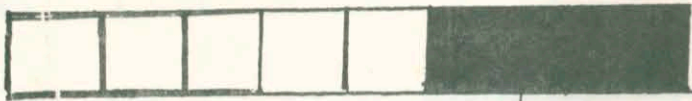
# ESCREVER COMO NO DESENHO



# FAÇA SOMA



# VAMOS FAZER SOMA



$$\underline{\quad} + \underline{\quad} = \underline{\quad}$$



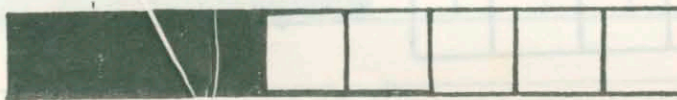
$$\underline{\quad} + \underline{\quad} = \underline{\quad}$$



$$\underline{\quad} + \underline{\quad} = \underline{\quad}$$




$$\underline{\quad} + \underline{\quad} = \underline{\quad}$$



$$\underline{\quad} + \underline{\quad} = \underline{\quad}$$




$$\underline{\quad} + \underline{\quad} = \underline{\quad}$$




$$\underline{\quad} + \underline{\quad} = \underline{\quad}$$



$$\underline{\quad} + \underline{\quad} = \underline{\quad}$$



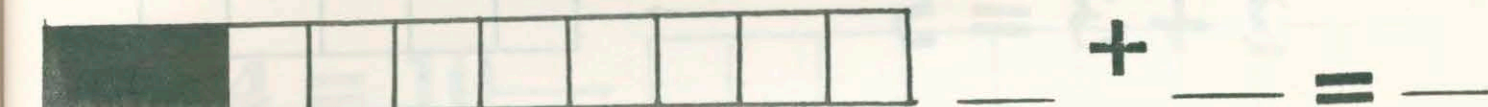
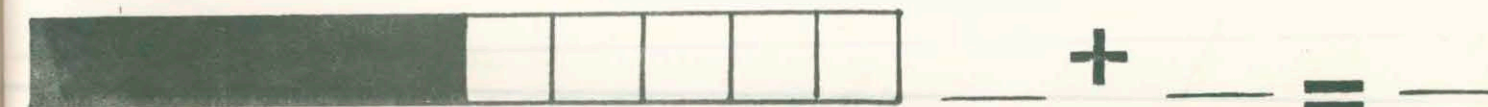
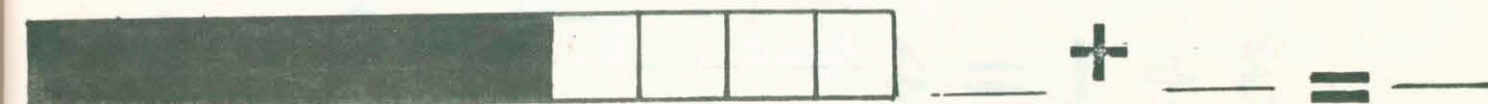

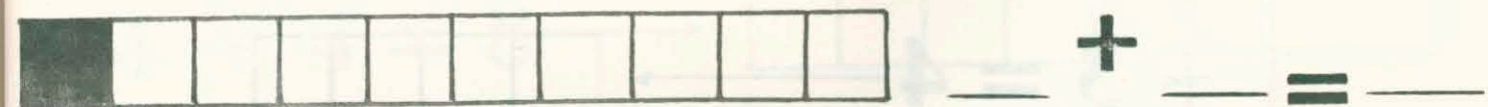
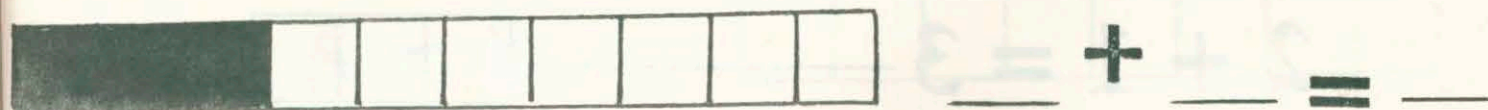


$$\underline{\quad} + \underline{\quad} = \underline{\quad}$$



$$\underline{\quad} + \underline{\quad} = \underline{\quad}$$

# VAMOS FAZER SOMA



## COLORIR COMO NA SOMA

$$1 + 2 = 3 \longrightarrow \begin{array}{|c|c|c|} \hline & & \\ \hline \end{array}$$

$$2 + 1 = 3 \longrightarrow \begin{array}{|c|c|c|} \hline & & \\ \hline \end{array}$$

$$1 + 3 = 4 \longrightarrow \begin{array}{|c|c|c|c|} \hline & & & \\ \hline \end{array}$$

$$2 + 2 = 4 \longrightarrow \begin{array}{|c|c|c|c|} \hline & & & \\ \hline \end{array}$$

$$3 + 1 = 4 \longrightarrow \begin{array}{|c|c|c|c|} \hline & & & \\ \hline \end{array}$$

---

## COLORIR COMO NA SOMA

$$2 + 3 = 5 \longrightarrow \begin{array}{|c|c|c|c|c|} \hline & & & & \\ \hline \end{array}$$

$$1 + 4 = 5 \longrightarrow \begin{array}{|c|c|c|c|c|} \hline & & & & \\ \hline \end{array}$$

$$1 + 5 = 6 \longrightarrow \begin{array}{|c|c|c|c|c|c|} \hline & & & & & \\ \hline \end{array}$$

$$2 + 4 = 6 \longrightarrow \begin{array}{|c|c|c|c|c|c|} \hline & & & & & \\ \hline \end{array}$$

$$3 + 3 = 6 \longrightarrow \begin{array}{|c|c|c|c|c|c|} \hline & & & & & \\ \hline \end{array}$$

## COLORIR COMO NA SOMA

$2 + 6 = 8 \longrightarrow$

--	--	--	--	--	--	--	--

$3 + 5 = 8 \longrightarrow$

--	--	--	--	--	--	--	--

$4 + 4 = 8 \longrightarrow$

--	--	--	--	--	--	--	--

$5 + 3 = 8 \longrightarrow$

--	--	--	--	--	--	--	--

$6 + 2 = 8 \longrightarrow$

--	--	--	--	--	--	--	--

## COLORIR COMO NA SOMA

$1 + 9 = 10 \longrightarrow$

--	--	--	--	--	--	--	--	--	--

$6 + 4 = 10 \longrightarrow$

--	--	--	--	--	--	--	--	--	--

$5 + 5 = 10 \longrightarrow$

--	--	--	--	--	--	--	--	--	--

$2 + 8 = 10 \longrightarrow$

--	--	--	--	--	--	--	--	--	--

$3 + 7 = 10 \longrightarrow$

--	--	--	--	--	--	--	--	--	--


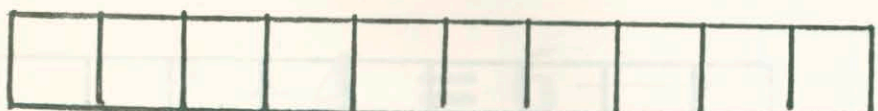

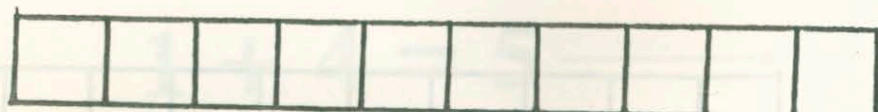

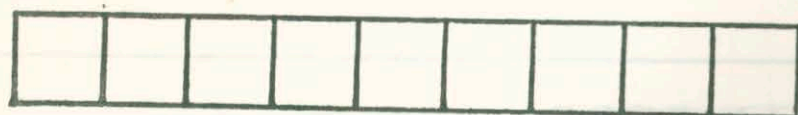
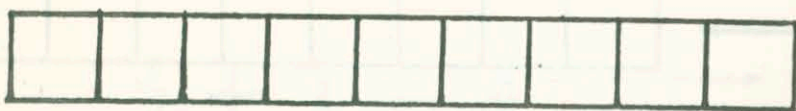

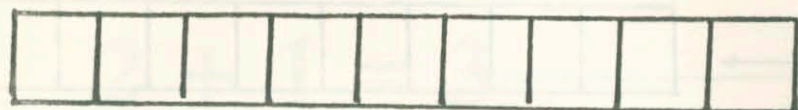
$6 + 4 = 10 \longrightarrow$

--	--	--	--	--	--	--	--	--	--



# COLORIR DE CORES DIFERENTES E FAZER AS SOMAS

de acordo com o que coloriu.



**MANÁ ESTÁ PESCANDO. JÁ PESCOU 3 PEIXES:**



**AGORA PESCOU MAIS UM PEIXE.**

**QUANTOS PEIXES FICARÃO NO CESTO?**

-----

# FAÇA AS CONTAS:

$1 + 3 =$

$4 + 2 =$

$5 + 1 =$

$7 + 1 =$

$3 + 2 =$

$2 + 3 =$

$3 + 3 =$

$6 + 3 =$

---

$$\begin{array}{r} 4 \\ +4 \\ \hline \end{array}$$

$$\begin{array}{r} 2 \\ +1 \\ \hline \end{array}$$

$$\begin{array}{r} 3 \\ +5 \\ \hline \end{array}$$

$$\begin{array}{r} 5 \\ +3 \\ \hline \end{array}$$

---

$$\begin{array}{r} 1 \\ +4 \\ \hline \end{array}$$

$$\begin{array}{r} 4 \\ +1 \\ \hline \end{array}$$

$$\begin{array}{r} 3 \\ +4 \\ \hline \end{array}$$

$$\begin{array}{r} 5 \\ +2 \\ \hline \end{array}$$

---

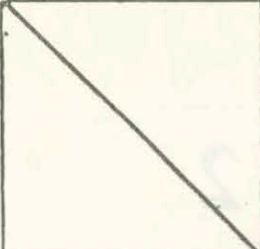


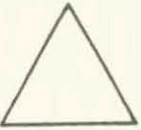


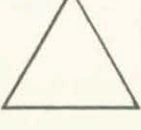
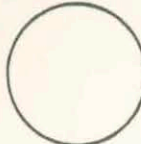

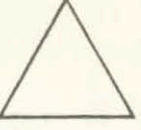


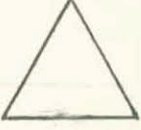
$$\begin{array}{r} 6 \\ +1 \\ \hline \end{array}$$

$$\begin{array}{r} 5 \\ +4 \\ \hline \end{array}$$



$$\begin{array}{r} 6 \\ +3 \\ \hline \end{array}$$

$$\begin{array}{r} 7 \\ +2 \\ \hline \end{array}$$

# COLORIR

			
<b>verde</b>			
<b>vermelho</b>			
<b>azul</b>			

# DESENHAR E COLORIR

			
<b>verde</b>			
<b>vermelho</b>			
<b>azul</b>			

# VEJA A TABELA


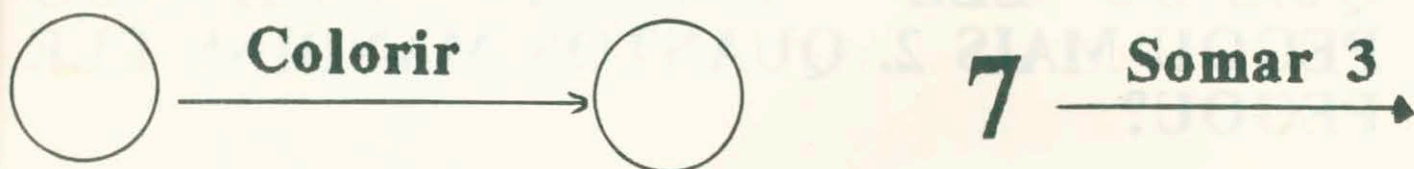
+	1	2
1	2	3
2	3	4

# COMPLETE A TABELA

+	3	4
4		
5		

+	1	2	3
3			
4			
5			

# SIGA O MESTRE



## PROBLEMAS

1) UM DIA LÁZARO FOI MARISCAR NA PARTE DA MANHÃ PEGOU 3 MANDINS. QUANDO ELE ESTAVA VOLTANDO PEGOU MAIS 2. QUANTOS MANDINS ELE PEGOU?

2) EDSON APURINÃ GANHOU 5 PULSEIRAS DE SEU IRMÃO ISAAC E GANHOU MAIS 3 DO SEU PAI NICOLAU. QUANTAS PULSEIRAS AGORA O EDSON TEM AO TODO?

3) MEU PAI COMPROU 3 LÁPIS PARA MIM E A MINHA MÃE TAMBÉM COMPROU 3 LÁPIS PARA O ANO INTEIRO. QUANTOS LÁPIS EU GANHEI?

**4) EU COMPREI 7 LITROS DE FARINHA. MEU PAI VAI TRAZER MAIS 2 LITROS. COM QUANTOS LITROS NÓS VAMOS FICAR ?**

**5) MASHÃ COMEU 4 PERNAS DE VEADO. ELE VAI COMER MAIS 4. QUANTAS PERNAS DE VEADO VAI COMER AO TODO?**

**INVENTE PROBLEMAS**

---

---

---

---

---

---

---

---

---

---



Direitos autorais:

Professores índio do Acre:

**Kaxinawá:** José Mateus Itsairu, Edson Ixã, Noberto Tene, Maya, Anastacio Bane, Isaias Ibã, Paulo Siã, Raimundo e Nicolau Maná, Fatima Buke e Americo, Joaquim Maná, Francisco Makari, Francisco Dasu, Assis Mashã, Valdir Tui, Francisco Mario Txuã, Josimar Tui, Valdemir Mateus e Manoel Sabóia Ame.

**Katukina** : Bejamim André

**Apurinã** : Geraldo Aiwa, Jorge Avelino e Antonio Olavo

**Jaminawa** : Julio Isudawa e Edson Jaminawa

**Yawanawá** : Francisco Chicó e Fernando Luiz

**Manchineri** : Jaime Llullu e Genesio Manchineri

**Shawanawa:** Antonio Eutxani

**Ashanika** : Isaac Pianco

Comissão Pró-Índio do Acre - Setor de Educação  
R. Manoel Cesário - 182, Capoeira  
Rio Branco - Acre  
CEP. 69.910-020  
Fone (068) 224-1426

Levantamento, organização e diagramação  
Kleber Gesteira Matos

Digitação:

Joaquim Tashkã Yawanawa

Apoio: Oxfam - Recife  
PMACI

Rainforest Foundation - OD - Noruega

Impresso:

CPIAC - gráfico Janio Ferreira

